

A man wearing a high-visibility yellow vest and glasses is standing on a red mobile ladder in a warehouse. He is reaching up to a high shelf filled with cardboard boxes. The warehouse has many similar shelves and boxes, creating a sense of depth. On the left side of the image, there is a large, stylized red graphic that looks like a series of overlapping 'S' or 'M' shapes.

# Redhill

**BRITISH  
STANDARD  
STEPS.  
THE ONLY  
KITEMARKED  
STEP IN THE  
MARKET.**

[www.redhill.co.uk](http://www.redhill.co.uk)



KM 608967  
BS EN 131-7



# British Standard Safety Step Range.



## BS EN 131-7:2013 Mobile Ladders with Platform - The standard explained

The following is the key criteria (plus more) to certifying a set of mobile steps to BS EN 131-7:2013. They detail what to look out for when comparing British Standard Safety Steps to others claiming to be 'certified'.



KM 608967  
BS EN 131-7

## Scope

This European Standard defines the general design characteristics of mobile ladders with platform. It applies to mobile ladders with a working platform, maximum of 1m<sup>2</sup>, and a maximum platform height of 5000mm, to be used only by one person at a time. The maximum load is 150kg which includes a maximum combined load of the user and any tools, equipment and materials.

EN 131-7:2013 is the only standard that applies to mobile ladders with platform. Parts 1-6 of the EN131 standard, specifically state that they do not apply to mobile ladders.

## Ascending Treads

The minimum tread depth is 80mm.  
 The maximum gap between the treads is 50mm.  
 The minimum 1st tread height is 150mm from the ground, the maximum is the tread spacing plus 40mm.  
 The minimum tread spacing is 200mm (after the 1st tread, from surface to surface) and must be constant, the maximum is 250mm.

Ascending treads must also pass torsion and bending tests according to the standard.

## Stability

The mobile step must pass a stability test. This test is a side pull where 750N test load is applied to the most unfavourable position on the platform. For indoor use a horizontal pulling force of 300N is applied gradually to the side of the platform in the most unfavourable position and direction. The test is passed if the mobile ladder does not overturn.

## Spring Loaded Steps

For steps with spring loaded castors a test load of 200N is applied in turn to each ascending tread and platform. The test requirement is that both feet of the side of the step where the load is applied shall be in contact with the floor during the test.

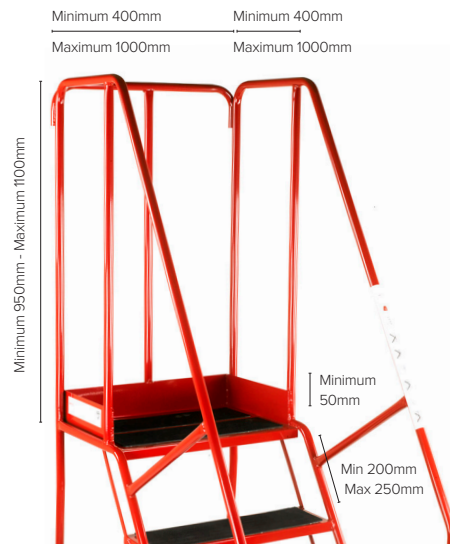
## Marking, User and Safety Instructions

Marking shall be displayed as specified in the standard. These must also pass a durability test and be specific to the individual mobile ladder showing important visual safety pictograms and also manufacturing information.

User instructions shall be provided as specified in the standard. These are supplied with the steps.

## Prevention of Falls (Guardrails and Middle Rails)

The minimum handrail height is 950mm.  
 The maximum handrail height is 1100mm.  
 The guardrails and middle rails shall avoid a sphere of 470mm diameter to pass.



## Handrails/Guardrails/Middle Rails

The ascending handrail should be positioned so the lowest grab point is a maximum of 1000mm from the ground. Handrails/Guardrails must also pass multiple strength and deflection tests according to the standard.

## Working Area Dimensions (enclosed handrail area)

The minimum working area dimensions are 400mm wide x 400mm deep x 950mm high.  
 The maximum working area dimensions are 1000mm wide x 1000mm deep x 1100mm high.

## Platform and Toe Board Dimensions

The minimum platform dimensions are 400mm wide x 400mm deep with a 50mm toe board to 3 sides.  
 The maximum platform dimensions are 1000mm wide x 1000mm deep. The platform must also pass multiple strength and deflection tests according to the standard.

## Kitemark

These are the only steps of their type (at time of print) to be awarded with the British Standard Kitemark from the BSI. The award of the BSI Kitemark for this range of mobile safety steps demonstrates a new benchmark for quality and reliability in this sector.



British Standard Classic Colour Range

The Classic Colour BS Step Range is ideal for warehouse or office use. They are available with 2, 3, 4 or 5 steps including platform, providing a maximum working height of up to 2.77m. The steps are available in a range of eight colours.

  
Castor System

  
Max Load  
150kg

  
Made in Britain



Tread Clamps

Ribbed rubber treads models are supplied complete with tread clamps ensuring high visibility and preventing edges from peeling.




  
Mobile Ladders with Platform  
KITEMARK™  
KM 608967  
BS EN 131-7

Platform W x D: 406 x 406mm | Tread width: 460mm

Treads (inc platform)	Platform height mm	Average working height m	Overall H x W x D mm (inc rails)	Weight kg	Order Ref	
					Ribbed Rubber treads	Anti-slip treads
2	508	2.00	1460 x 615 x 730	14	S360	S361
3	762	2.26	1715 x 800 x 915	16	S362	S363
4	1016	2.52	1965 x 1000 x 1075	19	S364	S365
5	1270	2.77	2220 x 1200 x 1240	22	S366	S367

Colour Options GN R B Y GY S O W



# British Standard Narrow Aisle Spring Loaded Steps

Robust, hardworking narrow aisle units with spring loaded castors. All welded construction. Spring loaded castors allows the feet to lower to the ground under operator's weight. Treads are formed sheet steel with choice of ribbed rubber or anti-slip surface. All colour finishes are hard wearing powder coated.



Max Load  
150kg



Made in  
Britain



Complete with hinged stabilisers



**Tread Clamps**  
Ribbed rubber treads models are supplied complete with tread clamps ensuring high visibility and preventing edges from peeling.



Mobile  
Ladders  
with Platform  
**KITEMARK™**

KM 608967  
BS EN 131-7

Platform W x D: 406 x 406mm | Tread width: 400mm

							Order Ref	
Treads (inc platform)	Platform height mm	Average Working Height m	Stabilisers	Width with stabilisers	Overall H x W x D mm (inc rails)	Weight kg	Ribbed Rubber treads	Anti-slip treads
2	500	2.00	No	N/A	1455 x 500 x 640	15	S400	S401
3	750	2.25	Yes	1085	1705 x 500* x 820	20	S402	S403
4	1000	2.50	Yes	1085	1950 x 500* x 1090	24	S404	S405
5	1250	2.75	Yes	1085	2200 x 500* x 1240	28	S406	S407

Colour Options

GN

R

B

Y


GY

S

O

W

\*With stabilisers retracted.



## British Standard Premier Commercial Steps

As its name suggests, the Premier Commercial BS Steps are built with the most demanding environments in mind. Their robust all welded steel construction and choice of factory fitted tread surfaces offer a highly durable solution. This range also comes complete with hinged stabilisers for extra stability when working at height.



Max Load  
150kg



Made in  
Britain



Complete with hinged stabilisers



Tread Clamps

Ribbed rubber treads models are supplied complete with tread clamps ensuring high visibility and preventing edges from peeling.



Mobile  
Ladders  
with Platform  
**KITEMARK™**

KM 608967  
BS EN 131-7

Platform W x D: 560 x 400mm | Tread width: 560mm

							Order Ref			
Treads (inc platform)	Platform height mm	Average Working Height m	Stabilisers	Width with stabilisers	Overall H x W x D mm (inc rails)	Weight kg	Ribbed Rubber Treads	Punched Treads	Anti Slip Treads	Aluminium Treads
3	685	2.21	No	N/A	1640 x 640 x 760	27	S410	S412	S411	S413
4	915	2.44	Yes	1250	1870 x 640* x 1055	31	S414	S416	S415	S417
5	1145	2.65	Yes	1250	2100 x 640* x 1155	35	S418	S420	S419	S421
6	1400	2.90	Yes	1250	2355 x 640* x 1315	39	S422	S424	S423	S425

\*with stabilisers retracted.





## British Standard Steptek Quality Red Range

Handbuilt with attention to detail, both in design and manufacture, to ensure total reliability and many years of arduous operation.

Welded steel tube and bar construction with a 560mm tread width. Fitted with handlock anchorage; when locked the front feet rest firmly on the floor, feet fitted with protective plastic floor pads. The outboard axle mounted rear wheels gives extra stability.

Finish: All steelwork red epoxy finish

Wheels: Front 2 swivel castors with 100mm diameter rubber-tyred wheels with roller bearings. Rear 2 axle mounted 200mm diameter wheels with rubber tyres and roller bearings.

Caution Notice: A caution notice is fitted to each set to remind user of operation procedure. A health and safety at work information sheet is supplied.



Max Load  
150kg



Made in  
Britain

S162

See page 11  
for optional extras.



### Handlock Anchorage

When locked the feet rest firmly on the floor.





KM 608967  
BS EN 131-7

Platform W x D: 560 x 400mm | Tread width: 560mm

Number of treads inc platform	Platform height mm	Average working height m	Overall dimension (H x W x D) mm	Weight Kg	R/Rubber Treads Order Ref	Weight Kg	Punched Treads Order Ref	Weight Kg	Anti Slip Treads Order Ref	Weight Kg	Aluminium Treads Order Ref
3	750	2.25	1710 x 860 x 860	48	S310	46	S314	48	S318	49	S322
4	1000	2.50	1960 x 905 x 1040	50	S311	48	S315	50	S319	51	S323
5	1250	2.75	2210 x 950 x 1220	53	S130	51	S140	53	S150	54	S160
6	1500	3.00	2460 x 995 x 1400	58	S131	56	S141	58	S151	60	S161
7	1750	3.25	2710 x 1040 x 1580	63	S132	61	S142	63	S152	65	S162
8	2000	3.50	2960 x 1085 x 1760	70	S133	68	S143	70	S153	73	S163
9	2250	3.75	3210 x 1130 x 1940	76	S134	73	S144	76	S154	78	S164
10*	2500	4.00	3460 x 1175 x 2200	89	S135	85	S145	89	S155	92	S165
11*	2750	4.25	3710 x 1220 x 2380	98	S136	94	S146	98	S156	101	S166
12*	3000	4.50	3960 x 1265 x 2560	110	S137	106	S147	110	S157	113	S167
13*	3250	4.75	4210 x 1310 x 2740	117	S138	112	S148	117	S158	121	S168
14*	3500	5.00	4460 x 1355 x 2920	124	S139	120	S149	124	S159	127	S169
15*	3750	5.25	4710 x 1400 x 3100	160	S312	158	S316	160	S320	161	S324
16*	4000	5.50	4960 x 1450 x 3280	169	S313	167	S317	169	S321	170	S325

\*10 tread and above supplied in 2 halves for transport purposes. Refer to page 25 for optional extras



Steptek

British Standard Steptek Quality Red Range

## British Standard Steptek Quality Extra Heavy Duty Narrow Base Model

Hand built with attention to detail, both in design and manufacture, to ensure total reliability and many years of arduous operation. Over load tested to 200kg.

Construction: Welded heavy gauge steel box section and bar. Fitted with hand lock lever anchorage; when locked, the front feet rest firmly on the floor, feet fitted with protective grey non-marking rubber feet. **Safety warning bar fitted to protrude in front of steps, linked to hand lock lever mechanism, to deter users from climbing steps when still in 'mobile' mode.**

Narrow base model: Outboard wheels mounted on straight base frame for optimum space saving requirements. Finish: Main structure blue epoxy finish; safety bar and hand lever mechanism in safety yellow.

Wheels: Front 2 swivel castors with 100mm diameter rubber tyred wheels, with roller bearings. 2 rear axle mounted 200mm diameter wheels with rubber tyres and roller bearings.

A caution notice is fitted to remind user of operation procedure. A health and Safety at Work information sheet is supplied.



S984



Max Load  
150kg



Made in  
Britain

See page 11  
for optional extras.




KM 608967  
BS EN 131-7

Platform W x D: 540 x 500mm | Tread width: 490mm

Number of treads Including platform	Platform height mm	Average working height m	Overall dimension (H x W x D) mm	Weight Kg	R/Rubber Treads Order Ref	Weight Kg	Expamet Treads Order Ref
3	690	2.19	1690 x 720 x 930	51	S960	43	S980
4	920	2.42	1920 x 720 x 1140	59	S961	51	S981
5	1150	2.65	2150 x 720 x 1240	69	S962	57	S982
6	1380	2.88	2380 x 720 x 1410	88	S963	76	S983
7	1610	3.11	2610 x 720 x 1570	97	S964	84	S984
8	1840	3.34	2840 x 720 x 1740	107	S965	94	S985
9	2070	3.57	3070 x 720 x 1900	117	S966	104	S986
10*	2300	3.80	3300 x 890 x 2060	131	S967	119	S987
11*	2530	4.03	3530 x 890 x 2230	140	S968	127	S988
12*	2760	4.26	3760 x 890 x 2400	151	S969	138	S989
13*	2990	4.49	3990 x 890 x 2560	163	S970	148	S990
14*	3220	4.72	4220 x 1230 x 2730	175	S971	160	S991
15*	3450	4.95	4450 x 1230 x 2890	187	S972	172	S992

\*10 tread and above supplied in 2 halves for transport purposes. Refer to page 25 for optional extras





## British Standard Steptek Quality Extra Heavy Duty Stability Base Model

Hand built with attention to detail, both in design and manufacture, to ensure total reliability and many years of arduous operation. Over load tested to 200kg.

Construction: Welded heavy gauge steel box section and bar. Fitted with hand lock lever anchorage; when locked, the front feet rest firmly on the floor, feet fitted with protective grey non-marking rubber feet. **Safety warning bar fitted to protrude in front of steps, linked to hand lock lever mechanism, to deter users from climbing steps when still in 'mobile' mode.**

Stability base model: Outboard wheels mounted on splayed base frame gives superior stability.

Finish: Main structure red epoxy finish; safety bar and hand lever mechanism in safety yellow.

Wheels: Front 2 swivel castors with 100mm diameter rubber tyred wheels, with roller bearings. 2 rear axle mounted 200mm diameter wheels with rubber tyres and roller bearings.

A caution notice is fitted to remind user of operation procedure. A health and Safety at Work information sheet is supplied.

S945



Max Load  
150kg



Made in  
Britain

See page 11  
for optional extras.




KM 608967  
BS EN 131-7

Platform W x D: 540 x 500mm | Tread width: 490mm

Number of treads Including platform	Platform height mm	Average working height m	Overall dimension (H x W x D) mm	Weight Kg	R/Rubber Treads Order Ref	Weight Kg	Expamet Treads Order Ref
3	690	2.19	1690 x 780 x 955	56	S920	48	S940
4	920	2.42	1920 x 850 x 1120	64	S921	56	S941
5	1150	2.65	2150 x 910 x 1290	74	S922	62	S942
6	1380	2.88	2380 x 960 x 1425	93	S923	81	S943
7	1610	3.11	2610 x 1010 x 1610	102	S924	89	S944
8	1840	3.34	2840 x 1060 x 1790	112	S925	99	S945
9	2070	3.57	3070 x 1125 x 1955	122	S926	109	S946
10*	2300	3.80	3300 x 1210 x 2130	136	S927	124	S947
11*	2530	4.03	3530 x 1260 x 2290	145	S928	132	S948
12*	2760	4.26	3760 x 1260 x 2400	157	S929	143	S949
13*	2990	4.49	3990 x 1260 x 2560	168	S930	153	S950
14*	3220	4.72	4220 x 1520 x 2730	180	S931	165	S951
15*	3450	4.95	4450 x 1565 x 2890	192	S932	177	S952

\*10 tread and above supplied in 2 halves for transport purposes. Refer to page 25 for optional extras



Steptek

BS Steptek Quality Extra Heavy Duty Range

British Standard Tilt and Go Steps

Welded steel tube and bar construction. Expamet treads and large working top platform makes them ideal for loading and unloading items outside. The steps have 2 handles at the front fitted with knuckle guard hand grips for safe lifting and moving. Wheels: 2 rear 200mm steel centred wheels with rubber tyres and roller bearings.



Max Load  
150kg



Made in  
Britain



S701



S712 &  
S700



**Option**  
Inward opening gate on platform end\*.  
Ref: **S700** (Extra).




Mobile  
Ladders  
with Platform  
**KITEMARK™**

KM 608967  
BS EN 131-7

Platform W x D: 500 x 600mm | Tread width 500mm

No. of Treads (inc platform)	Platform height mm	Average working height m	Overall (H x W x D) mm	Blue Expamet		*Galvanised Expamet	
				Wt. Kg	Order Ref	Wt. Kg	Order Ref
3	750	2.25	1760 x 650 x 1345	36	S701	36	S711
4	1000	2.50	2010 x 850 x 1535	41	S702	41	S712
5	1250	2.75	2260 x 1050 x 1725	46	S703	46	S713
6	1500	3.00	2510 x 1250 x 1915	51	S704	51	S714

\*Galvanised steps are made to order non-returnable



## Optional Extras for Warehouse Steps

### Platform Gate to End



Inward opening spring loaded gate secured with spring loaded plunge bolt. Fitted to the end of the platform. Platform depth increases to 760mm.

Ref: **S175E**

### Platform Chain to Front



Double chain fitted to front of platform, secured by locking spring clip. Secures user onto platform. Platform depth increases to 760mm.

Ref: **S179**

### Platform Gate to Side



Inward opening spring loaded gate secured with spring loaded plunge bolt. Fitted to the side of the platform. Platform depth increases to 760mm.

Gate to left hand side of platform.

Ref: **S175L**

Gate to right hand side of platform.

Ref: **S175R**

### Platform Chain to Side



Double chain fitted to the side of the platform, secured by locking spring clip. Increases platform depth to 760mm.

Chain to left hand side of platform.

Ref: **S178L**

Chain to right hand side of platform.

Ref: **S178R**

### Double Hinged Bar to End



Double hinged bar fitted to end of platform.

Ref: **S176E**

### Platform Chain to End



Double chain fitted to end of platform, secured by locking spring clip.

Ref: **S178E**

### Doubled Hinged Bar to Side



Double hinged bar fitted to the side of the platform. Platform depth increases to 760mm.

Gate to left hand side of platform.

Ref: **S176L**

Gate to right hand side of platform.

Ref: **S176R**

### Security Gate



Hinged security gate fitted to bottom of steps with padlock facility. Stops unauthorised users using the steps. Folds through 270 degrees.

Ref: **S170**

### Double Hinged Bar to Front



Double hinged bar fitted to front of platform. Secures user within platform area. Platform depth increases to 760mm.

Ref: **S177**

### Hook on Tool Tray



Dimensions: (L x W x D)  
600mm x 250mm x 220mm  
Load capacity: 5kg

Ref: **S089**

### Hook on Wire Basket



Dimensions: (L x W x D)  
600mm x 220mm x 220mm  
Load capacity: 5kg

Ref: **S088**

**Note:** Optional extras are factory fitted and are non-returnable.



Redhill Manufacturing Limited is one of the UK's leading manufacturers of access, storage and manual handling equipment. We have a comprehensive range of products, built in the West Midlands and supplied to catalogue companies and distributors across the UK and Europe.

Established in 1977, we offer an unrivalled wealth of metal manufacturing resources, skills and experience. As well as creating over 3,000 standard and catalogued products, we also offer bespoke product design and prototyping through to large volume production. At Redhill you can rely on us delivering excellent products on time every time.

# Redhill

**Redhill Manufacturing Limited**

Unit 13-15, Lakeside Industrial Estate  
Broad Ground Road, Redditch,  
Worcestershire, B98 8YP, United Kingdom

**Tel: +44 (0)1527 529002**

**Email: [sales@redhill.co.uk](mailto:sales@redhill.co.uk)**

**[www.redhill.co.uk](http://www.redhill.co.uk)**

We reserve the right to alter designs and specifications without prior notice. All technical data, dimensions, weights etc. stated in this catalogue serve only as a guide. The seller cannot accept any liability which may be attributed in any way to the use of this information. All goods are sold strictly in accordance with our terms and conditions of sale, details are available on request.