



Redhill

**A RANGE OF
PRODUCTS
WELL BUILT IN
BRITAIN FOR
RECYCLING
& STORAGE
SOLUTIONS**

www.redhill.co.uk

Recycling Bin - 2 Bay

- Manufactured from durable epoxy-coated galvanised steel
- Two inner compartments, each with a generous 80 litre capacity
- Ideal for separating recyclables and general waste in working environments, exhibition centres, hospitals and schools
- Customisable with a complementary range of stickers to suit your requirements
- Available in a range of 10 body colours



Please state your required stickers when ordering



Step one - choose the colour of your bay

Description	Overall H x W x D mm	Weight kg	Order Ref
Recycling Bin - 2 Bay	1050 x 625 x 535	35	REC-2

Colour Options	BK	W	Y	O	RD	BL	GN	DGN	LGY	DGY
----------------	----	---	---	---	----	----	----	-----	-----	-----

Step two - choose two apertures

Slot Type Description	Order Ref
Circle with Flap	REC-FLAP
Circle	REC-OPEN
Lid	REC-LID

Step three - choose two labels

Label Description	Order Ref
Mixed Self Adhesive Stickers	REC-MIXED
Paper Self Adhesive Stickers	REC-PAPER
Plastic Self Adhesive Stickers	REC-PLASTIC
General Self Adhesive Stickers	REC-GENERAL
Food Self Adhesive Stickers	REC-FOOD
Cans Self Adhesive Stickers	REC-ALU

Step four - add a bespoke logo (optional)

Description	Order Ref
Bespoke Logo	REC-LOGO/2



Recycling Bin - 3 Bay

- Manufactured from durable epoxy-coated galvanised steel
- Three inner compartments, each with a generous 80 litre capacity
- Ideal for separating recyclables and general waste in working environments, exhibition centres, hospitals and schools
- Customisable with a complementary range of stickers to suit your requirements
- Available in a range of 10 body colours



Made in
Britain

Please state your required stickers when ordering



Step one - choose the colour of your bay

Description	Overall H x W x D mm	Weight kg	Order Ref
Recycling Bin - 3 Bay	1050 x 1040 x 535	45	REC-3

Colour Options	BK	W	Y	O	RD	BL	GN	DGN	LGY	DGY
----------------	----	---	---	---	----	----	----	-----	-----	-----

Step two - choose three apertures

Slot Type Description	Order Ref
Circle with Flap	REC-FLAP
Circle	REC-OPEN
Lid	REC-LID

Step three - choose two labels

Label Description	Order Ref
Mixed Self Adhesive Stickers	REC-MIXED
Paper Self Adhesive Stickers	REC-PAPER
Plastic Self Adhesive Stickers	REC-PLASTIC
General Self Adhesive Stickers	REC-GENERAL
Food Self Adhesive Stickers	REC-FOOD
Cans Self Adhesive Stickers	REC-ALU

Step four - add a bespoke logo (optional)

Description	Order Ref
Bespoke Logo	REC-LOGO/3



Stainless Steel Cabinets

A range of stainless steel cabinets manufactured from 304 grade stainless. Ideal for clean and hygienic work environments.

Stainless Steel CB Cupboards are supplied complete with adjustable shelves, leverlock handle with 2 rods locking top and bottom and 2 keys.



CB11SS



CB60SS



CB65SS



CB70SS



Description	Overall H x W x D mm	Shelf Capacity kg	Ref
1 Adjustable Shelf	915 x 457 x 457	50	CB11SS
1 Adjustable Shelf	915 x 915 x 457		CB60SS
2 Adjustable Shelves	1220 x 915 x 457		CB65SS
3 Adjustable Shelves	1830 x 915 x 457		CB70SS

Extra Shelves

Shelf Size W x D mm	Shelf Capacity kg	Ref
457 x 457	50	ES1SS
915 x 457		ES2SS

Stainless Steel Hazardous Cabinets



Stainless Steel Hazardous FB Cabinets are supplied complete with punched adjustable shelf trays, removable sump, leverlock handle with 2 rods locking top and bottom and 2 keys.

Punched Shelf Trays
Removable sump contains spillages and permits convenient removal.



Description	Overall H x W x D mm	Shelf Capacity kg	Ref
1 Adjustable Shelf	915 x 457 x 457	50	FB10SS
1 Adjustable Shelf	915 x 915 x 457		FB20SS
2 Adjustable Shelves	1220 x 915 x 457		FB25SS
3 Adjustable Shelves	1830 x 915 x 457		FB30SS

Extra Shelves

Shelf Size W x D mm	Shelf Capacity kg	Ref
457 x 457	50	ES1SS
915 x 457		ES2SS

Optional extra

Upgrade to 100kgs per shelf, maximum 400kgs for cabinet.

Ref: **CBHD**

Hazardous Cabinets - Flammable Liquids Storage

Storage cabinets for hazardous materials. Strong welded 20swg steel construction. Lever lockhandles with 2 rods locking top and bottom, 2 keys. Shelf trays have punched drain holes to allow any spillages to drain into base sump. Removable sump for convenient removal of spills. Shelf capacity 35kgs, maximum 250kgs per cabinet. Warning stickers. Powder coated finish. Flammable Cabinet: D. Grey RAL7031 or Yellow RAL1003

All cabinets meet the requirements of The Highly Flammable and Liquefied Petroleum Gases Regulations 1972 (Section 5 Part D), The Health and Safety Executive Guide HS(G)51 1990 and the Factory Inspectorate Certificate of Approval No 1 Parts 3 and 4.

The maximum volume of any flammable liquid with a flashpoint below 32°C that may be stored in a flame resistant cabinet within a workroom is 50 litres (regardless of the total capacity of the storage cabinet).



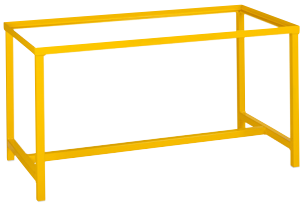
Description	Overall H x W x D mm	Sump Cap. Ltrs	Yellow Order Ref	Dark Grey Order Ref
1 Adjustable Shelf	457 x 457 x 305	13.5	FB1	FB1G
	610 x 457 x 457	14.5	FB4	FB4G
	915 x 457 x 457	14.5	FB10	FB10G
	712 x 915 x 457	27.0	FB15	FB15G
	915 x 915 x 457	27.0	FB20	FB20G
2 Adjustable Shelves	1220 x 915 x 457	27.0	FB25	FB25G
	1525 x 915 x 457	27.0	FB26	FB26G
3 Adjustable Shelves	1830 x 915 x 457	27.0	FB30	FB30G
	1800 x 1200 x 500	42.5	FB40	FB40G

Stand

Shelf Size H x W x D mm	Yellow Order Ref	Dark Grey Order Ref
460 x 915 x 457	SS11	SS11G
460 x 457 x 457	SS12	SS12G

Extra Shelves

Shelf Size W x D mm	Shelf Capacity kg	Order Ref
457 x 457	50	ES1
915 x 457		ES2
1200 x 500		ES5



Optional extra

Upgrade to 80kgs per shelf, maximum 400kgs for cabinet.

Ref: **FBHD**



Hazardous Cabinets - Pesticide/Chemical

Storage cabinets for hazardous materials. Strong welded 20swg steel construction. Lever lockhandles with 2 rods locking top and bottom, 2 keys. Door vents to prevent fume build-up Shelf trays have punched drain holes to allow any spillages to drain into base sump. Removable sump for convenient removal of spills. Shelf capacity 35kgs, maximum 250kgs per cabinet. Warning stickers. Powder coated finish. Pesticide / Chemical Cabinet: Red RAL3020 or Green RAL6029



PFB20



Made in
Britain



PFB4



PFB10G



PFB15G



PFB30




Description	Overall H x W x D mm	Sump Cap. Ltrs	Red Order Ref	Green Order Ref
1 Adjustable Shelf	457 x 457 x 305	13.5	PFB1	PFB1G
	610 x 457 x 457	14.5	PFB4	PFB4G
	915 x 457 x 457	14.5	PFB10	PFB10G
	712 x 915 x 457	27.0	PFB15	PFB15G
	915 x 915 x 457	27.0	PFB20	PFB20G
2 Adjustable Shelves	1220 x 915 x 457	27.0	PFB25	PFB25G
3 Adjustable Shelves	1525 x 915 x 457	27.0	PFB26	PFB26G
	1830 x 915 x 457	27.0	PFB30	PFB30G
	1800 x 1200 x 500	42.5	PFB40	PFB40G

Stand

Shelf Size H x W x D mm	Red Order Ref	Green Order Ref
460 x 915 x 457	PSS11	PSS11G
460 x 457 x 457	PSS12	PSS12G

Extra Shelves

Shelf Size W x D mm	Shelf Capacity kg	Order Ref
457 x 457	50	ES1
915 x 457		ES2
1200 x 500		ES5



Optional extra

Upgrade to 80kgs per shelf, maximum 400kgs for cabinet.

Ref: **FBHD**

Hazardous Cabinets - Coshh

Storage cabinets for hazardous materials. Strong welded 20swg steel construction. Lever lockhandles with 2 rods locking top and bottom, 2 keys. Shelf trays have punched drain holes to allow any spillages to drain into base sump. Removable sump for convenient removal of spills. Shelf capacity 35kgs, maximum 250kgs per cabinet. Warning stickers. Powder coated finish.
Coshh Cabinet: L. Grey RAL7035



CFB20



CFB1



CFB4



CFB10



CFB15




Description	Overall H x W x D mm	Sump Cap. Ltrs	Order Ref
1 Adjustable Shelf	457 x 457 x 305	13.5	CFB1
	610 x 457 x 457	14.5	CFB4
	915 x 457 x 457	14.5	CFB10
	712 x 915 x 457	27.0	CFB15
	915 x 915 x 457	27.0	CFB20
2 Adjustable Shelves	1220 x 915 x 457	27.0	CFB25
3 Adjustable Shelves	1525 x 915 x 457	27.0	CFB26
	1830 x 915 x 457	27.0	CFB30
	1800 x 1200 x 500	42.5	CFB40

Stand

Shelf Size H x W x D mm	Order Ref
460 x 915 x 457	CSS11
460 x 457 x 457	CSS12

Extra Shelves

Shelf Size W x D mm	Shelf Capacity kg	Order Ref
457 x 457	50	ES1
915 x 457		ES2
1200 x 500		ES5



Optional extra

Upgrade to 80kgs per shelf, maximum 400kgs for cabinet.
Ref: **FBHD**

Hazardous Cabinets - Acid

Storage cabinets for hazardous materials. Strong welded 20swg steel construction. Lever lockhandles with 2 rods locking top and bottom, 2 keys. Shelf trays have punched drain holes to allow any spillages to drain into base sump. Removable sump for convenient removal of spills. Shelf capacity 35kgs, maximum 250kgs per cabinet. Warning stickers. Powder coated finish. Acid Cabinet White RAL9003



AFB20



Made in
Britain



AFB1



AFB10



AFB15



AFB30

Description	Overall H x W x D mm	Sump Cap. Ltrs	Order Ref
1 Adjustable Shelf	457 x 457 x 305	13.5	AFB1
	610 x 457 x 457	14.5	AFB4
	915 x 457 x 457	14.5	AFB10
	712 x 915 x 457	27.0	AFB15
	915 x 915 x 457	27.0	AFB20
2 Adjustable Shelves	1220 x 915 x 457	27.0	AFB25
3 Adjustable Shelves	1525 x 915 x 457	27.0	AFB26
	1830 x 915 x 457	27.0	AFB30
	1800 x 1200 x 500	42.5	AFB40

Stand

Shelf Size H x W x D mm	Order Ref
460 x 915 x 457	ASS11
460 x 457 x 457	ASS12

Extra Shelves

Shelf Size W x D mm	Shelf Capacity kg	Order Ref
457 x 457	50	ES1
915 x 457		ES2
1200 x 500		ES5



Optional extra

Upgrade to 80kgs per shelf, maximum 400kgs for cabinet.

Ref: **FBHD**



First Aid Cabinets

Storage cabinets for First Aid supplies and equipment. Instantly recognisable with clear identification labelling. Clean, durable white powder coated finish. First Aid Cabinets White RAL9003.



Wall Fixing Cabinets

- Fixed shelf and internal drawer tray(s), lock with 2 keys
- Cabinets pre-drilled for fixing (fixings not included)

Floor Standing Cabinets

- Shelves adjustable to 25mm pitch
- Lever lock handles with 2 rods locking top and bottom, 2 keys



Description	Overall H x W x D mm	Shelf Capacity kg	Ref
Floor Cabinet with 1 Adjustable Shelf	915 x 457 x 457	50	FAC10
Floor Cabinet with 2 Adjustable Shelves	915 x 915 x 457		FAC60
Floor Cabinet with 2 Adjustable Shelves	1220 x 915 x 457		FAC65
Floor Cabinet with 3 Adjustable Shelves	1830 x 915 x 457		FAC70
Wall Cabinet with 1 Fixed Shelf	600 x 400 x 300		FAWC3
Wall Cabinet with 1 Fixed Shelf	600 x 500 x 300		FAWC4
Wall Cabinet with 2 Fixed Shelves	600 x 800 x 300		FAWC6

Extra Shelves

Shelf Size W x D mm	Shelf Capacity kg	Ref
457 x 457	50	ES1
915 x 457		ES2



PPE Cabinets



Made in
Britain

Storage cabinets for Personal Protective equipment. Designed and manufactured to meet the requirements of The Personal Protective Equipment at Work Regulations 1994.

PPE Cabinets - Cabinet Grey RAL7035 & Doors RAL5017

- Strong welded 20swg steel construction
- Shelves adjustable to 25mm pitch
- Lever lock handles with 2 rods locking top and bottom, 2 keys
- Powder coated finish
- Identification labelling



Description	Overall H x W x D mm	Shelf Capacity kg	Ref
1 Adjustable Shelf	915 x 457 x 457	50	PPE10
2 Adjustable Shelves	915 x 915 x 457		PPE60
2 Adjustable Shelves	1220 x 915 x 457		PPE65
3 Adjustable Shelves	1830 x 915 x 457		PPE70
3 Adjustable Shelves, Centre Divider and Hanging Rail	1830 x 915 x 457		PPE71

Extra Shelves

Shelf Size W x D mm	Shelf Capacity kg	Ref
457 x 457	50	ES1
915 x 457		ES2



Polycarbonate Door Cabinets

Strong welded 20swg steel construction with polycarbonate door panels for enclosed visibility whilst maintaining security. Body: Grey RAL7035 Powder coated finish. Blue, grey, green, yellow or red (Blue supplied if not specified).



Wall Fixing Cabinets

- Fixed shelf.
- Lock with 2 keys.
- Cabinets pre-drilled for wall fixing (fixings not included).

Floor Standing Cabinets

- Shelves adjustable to 25mm pitch.
- Lever lock handles with 2 rods locking top and bottom, 2 keys.



Description	Overall H x W x D mm	Shelf Capacity kg	Ref
Floor Cabinet with 1 Adjustable Shelf	915 x 457 x 457	50	CBP11
Floor Cabinet with 1 Adjustable Shelf	915 x 915 x 457		CBP60
Floor Cabinet with 2 Adjustable Shelves	1220 x 915 x 457		CBP65
Floor Cabinet with 3 Adjustable Shelves	1830 x 915 x 457		CBP70
Wall Cabinet with 1 Fixed Shelf	600 x 1000 x 300		WCP10

Colour Options	GY	R	B	Y	GN
----------------	----	---	---	---	----

Extra Shelves

Shelf Size W x D mm	Shelf Capacity kg	Ref
457 x 457	50	ES1
915 x 457		ES2



Mesh Door Cabinets

Strong welded construction with mesh door panels for visibility and ventilation whilst maintaining security.

- Strong welded 20swg steel construction.
- Shelves adjustable to 25mm pitch.
- Leverlock handles with 2 rod locking top and bottom, 2 keys.
- Powder coated finish.
- Body: Grey RAL7035.
- Doors / shelves: Blue, grey, green, yellow or red (Blue supplied if not specified).



Made in
Britain



Description	Overall H x W x D mm	Shelf Capacity kg	Ref
1 Adjustable Shelf	915 x 457 x 457	50	CBM11
1 Adjustable Shelf	915 x 915 x 457		CBM60
2 Adjustable Shelves	1220 x 915 x 457		CBM65
3 Adjustable Shelves	1830 x 915 x 457		CBM70
3 Adjustable Shelves, Centre Divider and Hanging Rail	1830 x 915 x 457		CBM71

Colour Options	GY	R	B	Y	GN
----------------	----	---	---	---	----

Extra Shelves

Shelf Size W x D mm	Shelf Capacity kg	Ref
457 x 457	50	ES1
915 x 457		ES2



Tall Cabinet System

A flexible range of tough steel cabinets with hinged doors and a range of accessories to create just the storage solution you need.

Fitted with tool panel reinforced doors
 Full width robust doors for maximum aperture
 Adjustable shelves - 50mm pitch - shelf capacity 45kg
 Leverlock handle with 2 rod locking top and bottom, 2 keys
 Base pre-drilled for floor fixing - recommended
 (fixings not supplied)
 Back tool or louvre panel options.



Made in
Britain

EC2037



EC2010



EC2031



EC2032



EC2033



EC2034



EC2035



EC2036



Description			Overall H x W x D mm	Order Ref
No. of Shelves	No. of Drawers	Panel Back Type		
0 Shelves	0 Drawers	Empty	2000 x 1000 x 500	EC2000
4 Adjustable Shelves				EC2010
1 Adjustable Shelf	8 Drawers (base)	Half Tool Panel Back		EC2031
1 Adjustable Shelf	2 Drawers (base & 560mm)	Half Louvre Panel Back		EC2032
2 Adjustable Shelves	4 Drawers (base, 460, 760 & 860mm)	Half Tool Panel Back		EC2033
0 Shelves	0 Drawers	Full Louvre Panel Back		EC2035
0 Shelves		Full Tool Panel Back		EC2036
2 Adjustable Shelves	1 Drawer (1010mm)	Quarter Louvre & Quarter Tool Panel Back		EC2037

Optional extras

Drawer unit - Internal W x D: 888 x 375mm.
Front height: 95mm. Available at 50mm pitch
(min 100mm between drawers) - please state
height when ordering. Max 12 drawers to cabinet.
Only one drawer to be opened at a time.

Ref: **ECA020**




Adjustable shelf. Capacity 45kg
1000mm wide shelf Ref: **ECA025**



Quarter rear tool panel
Please state position height when
ordering. Max 4 per cabinet.

Ref: **ECA022**



Quarter rear louvre panel.
Please state position height when ordering.
Max 4 per cabinet.

Ref: **ECA023**



Tool clips (set of 10)

3 single hooks,
3 double hooks,
2 snap-in hooks,
1 hammer hook,
1 pliers hook

Ref: **ECA009**



Louvre panel doors. Replaces standard
tool panel doors (factory fitted).
Accepts size 2 & 3 bins

Ref: **ECA021**



BCL01



Made in Britain



Bin Cabinets - Louvre Support




Robust, heavy duty steel cupboards with plastic bin combinations with louvre or shelf bin support systems. Empty cupboard to accept your own bins, or choice of units complete with bins. Lockable doors supplied with 2 keys, finished in epoxy grey cabinet and blue doors.

BCL78

BCL54

BCL60

BCL126



Description	Overall H x W x D mm	Order Ref
Empty Unit	2000 x 1000 x 500	BCL01
54 Bin Unit -30 x No. 3 bins; 24 No. 4 bins		BCL54
60 Bin Unit - 60 x No. 3 bins		BCL60
78 Bin Unit - 42 x No. 2 bins; 20 No. 3 bins; 16 No 4 bins		BCL78
126 Bin Unit - 126 x No. 2 bins		BCL126

BCS04



Made in Britain



Bin Cabinets - Shelf Support


Cupboard with steel adjustable shelves (25mm pitch) to accept your own bins, or choice of units complete with bins. Empty unit cupboard with shelves (no bins). Lockable doors supplied with 2 keys, finished in epoxy grey cabinet and blue doors.

BCS48

BCS72

BCS72C

BCS60



Description		Overall H x W x D mm	Order Ref
Bins	Shelves / Drawers	2000 x 1000 x 500	
Empty Bin Unit	4 Shelves		BCS04
Empty Bin Unit	8 Shelves		BCS08
Empty Bin Unit	10 Shelves		BCS10
Empty Bin Unit	12 Shelves		BCS12
44 Bin Unit - 44 No 4 bins.	11 shelves.		BCS48
54 Bin Unit - 24 No.2 bins, 18 x No.3 bins; 12 No. 4 bins	9 Shelves / 4 Drawers		BCS60
66 Bin Unit - 66 No.3 bins	11 shelves		BCS72
68 Bin Unit - 24 No.2 bins, 24 No.3 bins, 20 x No.4 bins	12 shelves		BCS72C

Extra shelf **Ref: BCSES**



CB Cupboards

Range of steel cabinets constructed to imperial sizes, designed to combine with existing imperial size cabinets. Lever lock handles with 2 rods locking top and bottom, 2 keys. Powder coated finish in grey as standard, blue doors on request. Shelf capacity 50kgs, maximum 250kgs per cabinet. Shelf capacity 50kgs, maximum 250kgs per cabinet.



Description	Overall H x W x D mm	Shelf Capacity kg	Ref
1 Adjustable Shelf	915 x 457 x 457	50	CB11
2 Adjustable Shelves	915 x 915 x 457		CB60
2 Adjustable Shelves	1220 x 915 x 457		CB65
3 Adjustable Shelves	1830 x 915 x 457		CB70

Extra Shelves

Shelf Size W x D mm	Shelf Capacity kg	Ref
457 x 457	50	ES1
915 x 457		ES2

Optional extra


Upgrade to 100kgs per shelf, maximum 400kgs for cabinet.

Ref: **CBHD**



Steel Bin Cabinets

All units supplied complete and fully assembled ready for immediate use.

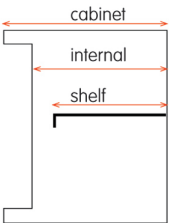


Bin Sizes

		Bin capacity	Shelf capacity
Widths:	148mm (6 bins across)	10kg	60kg
	222mm (4 bins across)	12.5kg	50kg
	296mm (3 bins across)	15kg	45kg
	445mm (2 bins across)	20kg	40kg
	900mm (1 bin across)	30kg	30kg
Heights:	148mm (12 bins down)	Bin sizes stated are internal dimensions after the aperture. Aperture = bin height - shelf profile.	
	220mm (8 bins down)		
	293mm (6 bins down)		
	440mm (4 bins down)		

Depths

Cabinet:	377, 427, 532mm
Internal:	305, 355, 460mm
Shelf:	253, 304, 409mm



Shelf Profiles

Dished D		Shelf Profile Sizes: Dished 50mm Flush 25mm Lipped 50mm
Flush F		
Lipped L		

"F" Flush shelves supplied unless other specified

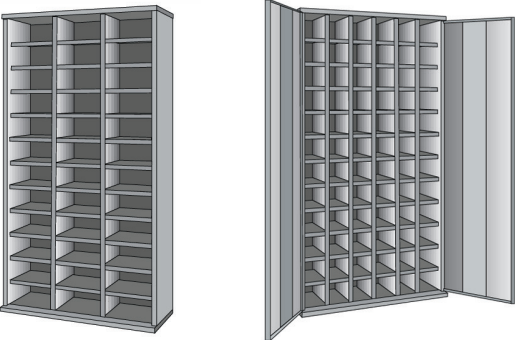
Finish

Powder coated finish in a choice of colours:

	Grey (as standard)
	Red
	Blue
	Green

For full range of 72 models see next page.


Cabinet heights	Doors are available as an option for all units. Twin steel doors, lock and 2 keys
Full height: 1820mm	
Cabinet width	Height: 1820mm Ref: SBC6D
All cabinets: 942mm	



**72 bins**

Bin size W x H: 148 x 148mm

Depth mm	Order Ref
305	SBC601
355	SBC602
460	SBC603

**48 bins**

Bin size W x H: 222 x 148mm

Depth mm	Order Ref
305	SBC604
355	SBC605
460	SBC606

**36 bins**


Bin size W x H: 296 x 148mm

Depth mm	Order Ref
305	SBC607
355	SBC608
460	SBC609

**24 bins**

Bin size W x H: 445 x 148mm

Depth mm	Order Ref
305	SBC610
355	SBC611
460	SBC612

**48 bins**


Bin size w x h: 148 x 220mm

Depth mm	Order Ref
305	SBC613
355	SBC614
460	SBC615

**32 bins**

Bin size w x h: 222 x 220mm

Depth mm	Order Ref
305	SBC616
355	SBC617
460	SBC618

**24 bins**

Bin size w x h: 296 x 220mm

Depth mm	Order Ref
305	SBC619
355	SBC620
460	SBC621

**16 bins**

Bin size w x h: 445 x 220mm

Depth mm	Order Ref
305	SBC622
355	SBC623
460	SBC624

**36 bins**

Bin size w x h: 148 x 293mm

Depth mm	Order Ref
305	SBC625
355	SBC626
460	SBC627

**8 bins**

Bin size w x h: 445 x 440mm

Depth mm	Order Ref
305	SBC646
355	SBC647
460	SBC648

**18 bins**

Bin size w x h: 296 x 293mm

Depth mm	Order Ref
305	SBC631
355	SBC632
460	SBC633

**12 bins**


Bin size w x h: 445 x 293mm

Depth mm	Order Ref
305	SBC634
355	SBC635
460	SBC636



System 'D' Drawer Cabinets

High density small parts storage system.



Steel construction throughout
All cabinets 902mm wide.
Cabinet depths: 334 and 488mm

Available with or without lockable doors.

Drawer dividers available for further stock separation (not available for 205 x 180mm size drawers).

Steel drawers have rear retaining lip to hold drawer in unit while contents are viewed / accessed.




32 drawers (combination)
1090mm high W x H
18 drawers: 135 x 75mm
6 drawers: 280 x 75mm
8 drawers: 205 x 180mm


Depth mm	Ref. Without doors
305	DCD33
460	DCD34
Depth mm	Ref. With doors
305	DCD33D
460	DCD34D

Finish: powder coated - Drawers: grey
Cabinets in choice of: grey, red, blue, green or yellow (grey supplied if not specified).






Drawer W x H: 135 x 75mm
 Drawer D: 285 or 440mm
 Divider slots at 20mm centres



Drawer W x H: 280 x 75mm
 Drawer D: 285 or 440mm
 Divider slots at 20mm centres




Drawer W x H: 205 x 180mm
 Drawer D: 285 or 440mm



30 drawers - 670mm high

Depth mm	Without doors
305	DCD00
460	DCD01



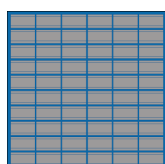
15 drawers - 670mm high

Depth mm	Without doors
305	DCD19
460	DCD20




8 drawers - 570mm high

Depth mm	Without doors
305	DCD25
460	DCD26



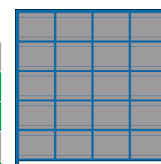
60 drawers - 1090mm high

Depth mm	Without doors
305	DCD06
460	DCD07
Depth mm	With doors
305	DCD06D
460	DCD07D




30 drawers - 1090mm high

Depth mm	Without doors
305	DCD21
460	DCD22
Depth mm	With doors
305	DCD21D
460	DCD22D



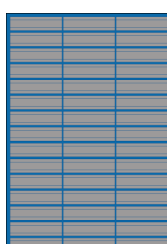
20 drawers - 1090mm high

Depth mm	Without doors
305	DCD27
460	DCD28
Depth mm	With doors
305	DCD27D
460	DCD28D




90 drawers - 1600mm high

Depth mm	Without doors
305	DCD09
460	DCD10
Depth mm	With doors
305	DCD09D
460	DCD10D



45 drawers - 1600mm high

Depth mm	Without doors
305	DCD23
460	DCD24
Depth mm	With doors
305	DCD23D
460	DCD24D



28 drawers - 1500mm high

Depth mm	Without doors
305	DCD29
460	DCD30
Depth mm	With doors
305	DCD29D
460	DCD30D

Packs of drawers
 135mm wide x 75mm high

Steel Drawers	Depth mm	Order Ref
6 Pack	285	DCD12
6 Pack	440	DCD13
Dividers	Size mm	Order Ref
50	132 x 60	DCD15

Packs of drawers
 280mm wide x 75mm high

Steel Drawers	Depth mm	Order Ref
3 Pack	285	DCD16
3 Pack	440	DCD117
Dividers	Size mm	Order Ref
50	277 x 60	DCD18

Packs of drawers
 205mm wide x 180mm high

Steel Drawers	Depth mm	Order Ref
4 Pack	285	DCD31
4 Pack	440	DCD32



Redhill Manufacturing Limited is one of the UK's leading manufacturers of access, storage and manual handling equipment. We have a comprehensive range of products, built in the West Midlands and supplied to catalogue companies and distributors across the UK and Europe.

Established in 1977, we offer an unrivalled wealth of metal manufacturing resources, skills and experience. As well as creating over 3,000 standard and catalogued products, we also offer bespoke product design and prototyping through to large volume production. At Redhill you can rely on us delivering excellent products on time every time.

Redhill

Redhill Manufacturing Limited

Unit 13-15, Lakeside Industrial Estate
Broad Ground Road, Redditch,
Worcestershire, B98 8YP, United Kingdom

Tel: +44 (0)1527 529002

Email: sales@redhill.co.uk

www.redhill.co.uk

We reserve the right to alter designs and specifications without prior notice. All technical data, dimensions, weights etc. stated in this catalogue serve only as a guide. The seller cannot accept any liability which may be attributed in any way to the use of this information. All goods are sold strictly in accordance with our terms and conditions of sale, details are available on request.