

A photograph of a warehouse interior. In the foreground, there are yellow safety railings with black mesh panels. Behind the railings, there are tall, industrial shelving units (pallet racks) with orange beams and grey uprights. The racks are filled with various items, including boxes and bags. The floor is concrete with yellow safety lines. The overall lighting is bright, typical of a warehouse environment.

# Redhill

**A RANGE OF  
PRODUCTS  
WELL BUILT IN  
BRITAIN FOR  
WAREHOUSE  
SAFETY**

[www.redhill.co.uk](http://www.redhill.co.uk)

### Racking End Protector Kits

Specification as Racking Upright Protectors above, but supplied with formed sheet steel connection beam.



Made in Britain

REP-1/930



REP-2/930



Description	Overall H x W x D mm	Kit length (internal) mm	Order Ref
U-Shape	427 x 1020 x 290	930	REP-1/930
	427 x 1220 x 290	1130	REP-1/1130
	427 x 2120 x 290	2030	REP-1/2030
	427 x 2520 x 290	2430	REP-1/2430
L-Shape	427 x 1025 x 195	930	REP-2/930
	427 x 1225 x 195	1130	REP-2/1130
	427 x 2125 x 195	2030	REP-2/2030
	427 x 2525 x 195	2430	REP-2/2430



## Racking Upright Protectors



Made in  
Britain

Racking end protection barriers manufactured from formed 4mm mild steel. 400mm high and brightly epoxy coated yellow finish.

Rack protection must be bolted to the floor (fixings not supplied). 'L' shaped protector gives protection to the end and front of the upright, 'U' shaped protector gives protection to the front and both sides of the upright.

Internal clearance on the 'U' shaped protector: 155mm.



Description	Overall H x W x D mm	Order Ref
U-Shape upright protector only	406 x 250 x 290	REP-1
L-Shape upright protector only	406 x 195 x 195	REP-2


## Handrail Barrier



Made in  
Britain

The barrier is manufactured from 51mm diameter heavy duty form ERW steel tube. 4mm thick sheet steel feet complete with holes for floor fixings (fixings not supplied). Brightly epoxy coated yellow finish.

BAR-3



Barrier Length mm	Overall Height mm	Order Ref
1000	975	BAR-1
1530		BAR-2
2060		BAR-3
2600		BAR-4



Loadtek



### Low Level Warehouse Barriers

Ideal for protecting machinery & racking columns. Heavy duty fully welded steel box section, powder coated yellow or black with floor fixings supplied.



Made in Britain

LLB-4/Y



LLB-1/Y



LLB-2/Y



LLB-3/Y



Description	L x H mm	Yellow Order Ref	Black Order Ref
Corner	300 x 300	LLB-4/Y	LLB-4/B
Straight	400 x 300	LLB-1/Y	LLB-1/B
Straight	800 x 300	LLB-2/Y	LLB-2/B
Straight	1200 x 300	LLB-3/Y	LLB-3/B



## Protective Posts and Bollards

Ideal for traffic areas such as loading areas, protects racking and warehouse assets from damage.

Powder coated Yellow, Black or Black & Yellow stripe.

Heavy duty fully welded design, supplied with floor fixings.



PP-1/YB



PP-1/B



PP-1/Y

Description	Overall H x D mm	Order Ref
Yellow / Black	760 x 90	PP-1/YB
	915 x 115	PP-2/YB
	1100 x 150	PP-3/YB
Black	760 x 90	PP-1/B
	915 x 115	PP-2/B
	1100 x 150	PP-3/B
Yellow	760 x 90	PP-1/Y
	915 x 115	PP-2/Y
	1100 x 150	PP-3/Y

### Walkway Barriers KD

Suitable for indoor use, modular design with lift out rails to allow access when required. Supplied in knock down format for easy on-site assembly. (Floor fixings not supplied)

Lift Out Barrier Rails - supplied as a pair

Gate Dimensions:  
H 520mm (Overall 556mm with clips) x W 785mm

Manufactured from tough mild steel box section, powder coated yellow.



Made in Britain


BAR-1000



BAR-2000



BAR-23



BAR-20

BAR-21

BAR-22



Description	Length mm	Order Ref
Lift Out Barrier Rail	1000	BAR-1000
	1200	BAR-1200
	1500	BAR-1500
	2000	BAR-2000
	2400	BAR-2400

Description	Overall H x W mm	Ref
End Post	1100 x 80	BAR-20
Corner Post	1100 x 80	BAR-21
Centre Post	1100 x 80	BAR-22
Modular Gate	556 x 785	BAR-23



## Walkway Barriers Fully Welded

Ideal near work areas, machinery and factory equipment.  
Protect staff by identifying walkways. Add mesh to increase layer of protection


Powder coated yellow, supplied with floor fixings.



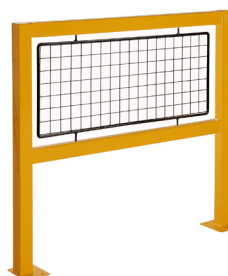
Made in  
Britain



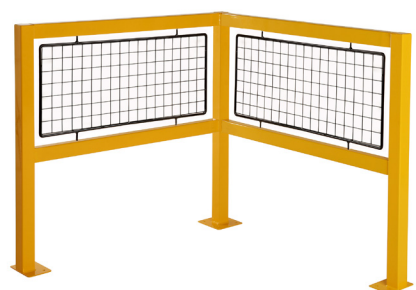
BAR-30/90/Y



BAR-32/90/Y



BAR-41/90/Y



BAR-42/90/Y



BAR-33/90/Y

Description	Overall H x L mm	Order Ref
Straight Barrier	900 x 1200	BAR-30/90/Y
	900 x 2400	BAR-31/90/Y
	1100 x 1200	BAR-30/11/Y
	1100 x 2400	BAR-31/11/Y
Corner Barrier	900 x 1200	BAR-32/90/Y
	1100 x 1200	BAR-32/11/Y
Straight Barrier with Mesh	900 x 1200	BAR-40/90/Y
	900 x 2400	BAR-41/90/Y
	1100 x 1200	BAR-40/11/Y
	1100 x 2400	BAR-41/11/Y
Corner Barrier with Mesh	900 x 1200	BAR-42/90/Y
	1100 x 1200	BAR-42/11/Y

Description	Overall H x L mm	Order Ref
Gates without Mesh	900 x 900	BAR-33/90/Y
	900 x 1200	BAR-34/90/Y
	1100 x 900	BAR-33/11/Y
	1100 x 1200	BAR-34/11/Y
	1100 x 1200	BAR-34/11/Y
Gates with Mesh	900 x 900	BAR-43/90/Y
	900 x 1200	BAR-44/90/Y
	1100 x 900	BAR-43/11/Y
	1100 x 1200	BAR-44/11/Y





Made in Britain



HSP-1

### Pedestrian Snow Ploughs

This bi-directional snow plough makes it simple and easy to clear your driveway and sidewalks in half the time with half the effort needed for conventional shovelling. Manufactured from mild steel with high quality epoxy coated finish, making this a superior and hard wearing product. Product is supplied fully assembled.

Angled plough to allow snow to easily slide off the side of the blade. Simply flip the handle over to choose which side the snow is ploughed to. Narrow Model is ideal for home use where space is restricted.

Wheels: 160mm solid rubber tyred wheels and roller bearings.



HSP-2

HSP-1



Description	Blade H x W mm	Handle H x W mm	Wheel dia mm	Weight kg	Order Ref
Wide Blade	195 x 955	1110 x 410	160	8	HSP-1
Narrow Blade	195 x 500			7	HSP-2



Made in Britain



### 'V' Blade Push Along Snow Plough

Minimises work by pushing instead of lifting and throwing with the angled plough allowing snow to easily slide off either side of the blade. Manufactured from mild steel with high quality epoxy coated finish, making this a superior and hard wearing product. Product is supplied fully assembled.

Wheels: 160mm solid rubber tyred wheels and roller bearings.



Description	Blade H x W mm	Handle H x W mm	Wheel dia mm	Weight kg	Order Ref
V Blade	165 x 900	1110 x 410	160	8	HSP-3





## Heavy Duty Push Along Snow Plough

Adjustable blade: from 0 degrees to 30 degrees of left hand sweep, allowing snow to easily slide off the blade. Easily adjustable on a 50mm pitch with 6 adjustments using fly nut and bolt. Simple trolley style design allows you to remove snow while keeping your body in an upright, walking position. Angled plough allows snow to easily slide off either side of the blade.

Manufactured from mild steel with high quality epoxy coated finish, making this a superior and hard wearing product. Product is supplied fully assembled.

Wheels: 4 x 260mm pneumatic tyred wheels and roller bearings.



Made in  
Britain



Description	Overall H x W x D mm	Blade Width mm	Wheel dia mm	Weight kg	Order Ref
Wide Blade	1000 x 1000 x 1140	955	260	8	HSP-4

## Heavy Duty Snow Plough

Heavy duty snow plough and yard scraper attachment to fit most fork lift trucks. Fixed left hand sweep angle of 15 degrees. Heavy duty concave blade with bolt on 12mm thick reversible rubber wear strip. When not used for snow clearing can be utilised as general purpose yard scraper. Finish: Yellow epoxy coated.

Plough fits over forks and is secured with zinc plated 'T' bar screws.



Made in  
Britain



Wear Strip Thickness: 12mm

Fork Centres: 800mm

Description	Blade Height mm	Fork Pockets H x W mm	Overall Depth mm	Weight kg	Order Ref	Replacement Rubber Wearstrip
						Order Ref
1200mm Blade Width	510	160 x 50	1350	79	FSP-1	FSP-1RB
1500mm Blade Width				98	FSP-2	FSP-2RB
2000mm Blade Width				123	FSP-3	FSP-3RB



Redhill Manufacturing Limited is one of the UK's leading manufacturers of access, storage and manual handling equipment. We have a comprehensive range of products, built in the West Midlands and supplied to catalogue companies and distributors across the UK and Europe.

Established in 1977, we offer an unrivalled wealth of metal manufacturing resources, skills and experience. As well as creating over 3,000 standard and catalogued products, we also offer bespoke product design and prototyping through to large volume production. At Redhill you can rely on us delivering excellent products on time every time.

# Redhill

**Redhill Manufacturing Limited**

Unit 13-15, Lakeside Industrial Estate  
Broad Ground Road, Redditch,  
Worcestershire, B98 8YP, United Kingdom

**Tel: +44 (0)1527 529002**

**Email: [sales@redhill.co.uk](mailto:sales@redhill.co.uk)**

**[www.redhill.co.uk](http://www.redhill.co.uk)**

We reserve the right to alter designs and specifications without prior notice. All technical data, dimensions, weights etc. stated in this catalogue serve only as a guide. The seller cannot accept any liability which may be attributed in any way to the use of this information. All goods are sold strictly in accordance with our terms and conditions of sale, details are available on request.